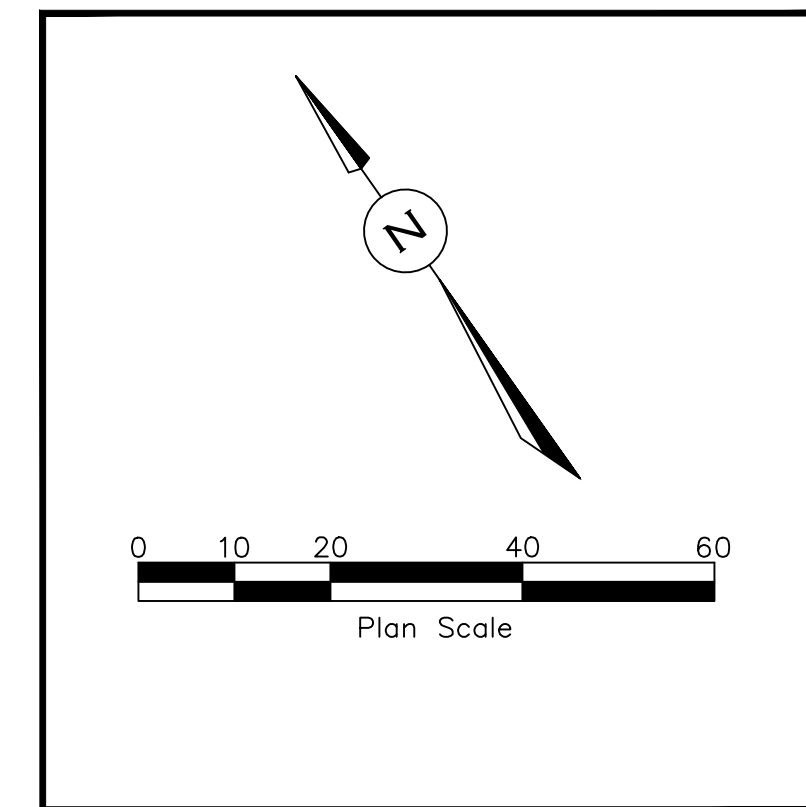


CURVE TABLE					
CURVE	RADIUS	LENGTH	DELTA	CHORD BRG	LENGTH
C1	5400.00'	380.79'	4°02'25"	S51°22'41"E	380.71'
C2	5360.00'	288.58'	3°05'05"	S51°17'20"E	288.54'



LEGEND	
---	BOUNDARY LINE
---	EXISTING CONTOUR LINE
●	FOUND BRASS CAP
○	FOUND ALUMINUM CAP
○	FOUND 1/2 INCH REBAR
○	PK NAIL
○	CALCULATED POINT
○	LEAD PLUG & TACK
---	SANITARY SEWER LINE
---	WATER LINE
---	GAS LINE
---	OVERHEAD POWER LINE
---	POWER LINE
---	STORM DRAINAGE LINE
---	TELEPHONE LINE
---	CABLE LINE
---	SIGNAL LINE
---	GEOTHERMAL LINE
○	SEWER MANHOLE
○	SEWER CLEANOUT
○	WATER MANHOLE
○	WATER VALVE
○	WATER METER
○	FIRE HYDRANT
○	GAS VALVE
○	TELEPHONE MANHOLE
○	FIBER OPTIC MANHOLE
○	POWER POLE
○	POWER BOX
○	POWER MANHOLE
○	LIGHT POLE
○	GUY ANCHOR
○	TELEPHONE RISER
○	SIGN
○	CATCH BASIN
○	STORM DRAIN MANHOLE
---	ASPHALT
---	CONCRETE
---	LANDSCAPING

NOTES	
1.	SEE LANDSCAPE FOR DETAILS ON PLAZA AREAS AND DECORATIVE FRONTAGE IMPROVEMENTS.
2.	PARKING COUNT STANDARD 49 COMPACT 27 HANDICAP 4 TOTAL 80

KEYNOTES	
1.	TRASH ENCLOSURE (SEE ARCHITECTURAL)
2.	DECORATIVE WALL (SEE LANDSCAPE)
3.	5-STALL BIKE RACK
4.	PROPOSED WATER MAIN
5.	PROPOSED WATER SERVICE
6.	PROPOSED SEWER MAIN
7.	PROPOSED SEWER SERVICE



PLAN PREPARER	
KELLY KEHRER, PE KM ENGINEERING 9233 W. STATE ST. BOISE, IDAHO 83712 (208)639-6939 (208) 639-6930	

APPLICANT	
HAWKINS COMPANIES 855 W. BROAD STREET BOISE, IDAHO 83702 (208) 376-8621	



**erated ARCHITECTS, PA**  
407 main street, suite 202, boise, idaho 83702  
(208) 331-9801 fax 331-9853 e-mail: info@erated.com

**km ENGINEERING**  
ENGINEERS, SURVEYORS, PLANNERS  
9233 WEST STATE STREET  
BOISE, IDAHO 83712  
(208) 639-6939  
FAX (208) 639-6930



**capitol + front st.**  
300 s. capitol blvd.  
boise, idaho 83702

revision:

project: 12-110  
date: 12.05.12  
drawn: ksk  
checked: ksk

design review

site plan

c1.00