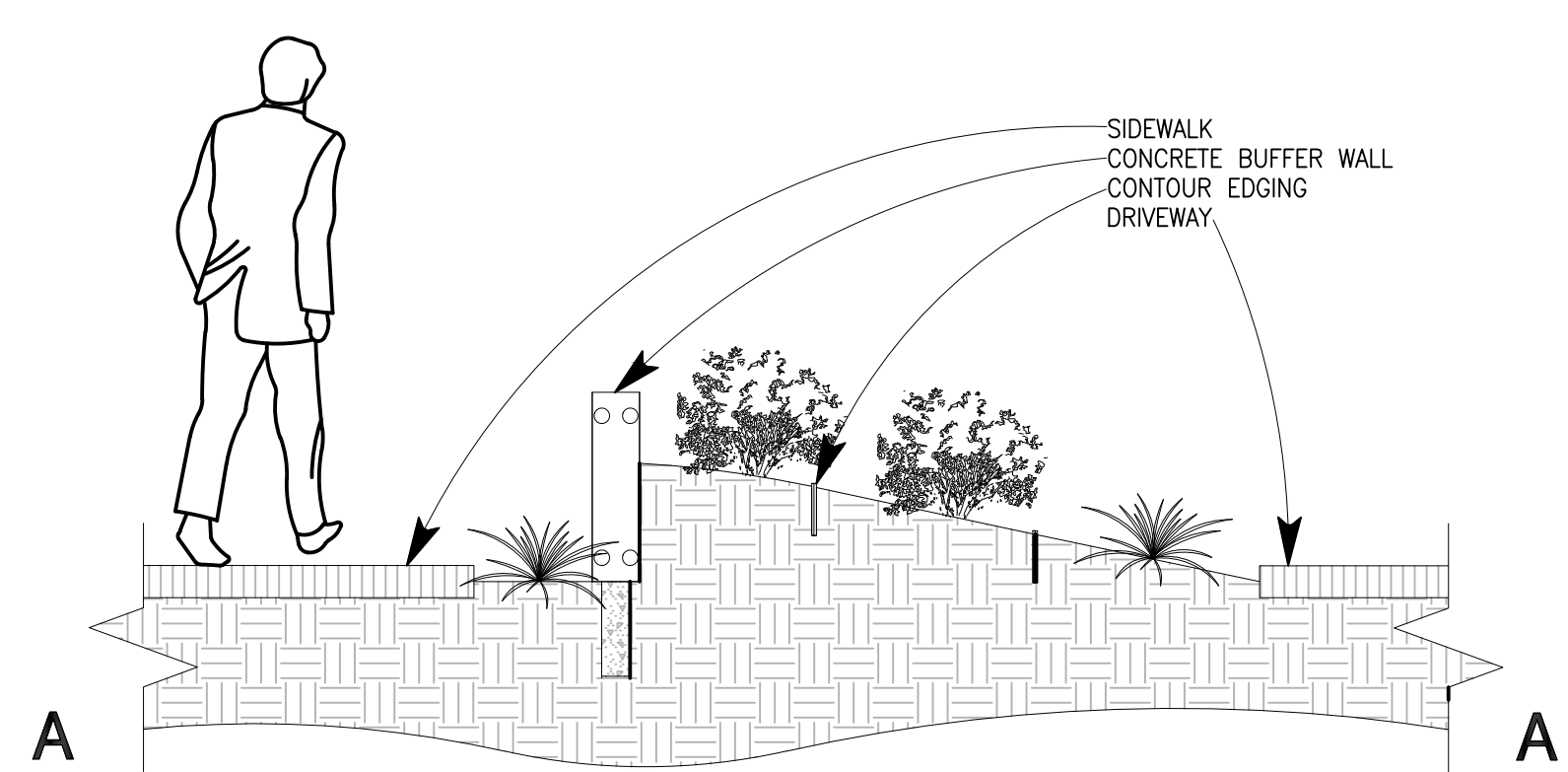



1 LANDSCAPE PLAN
SCALE: 1" = 20'-0"



CONTOURED PLANTER SECTION
SCALE: NOT TO SCALE



SCHEMATIC COTTONWOOD SCULPTURE

PLANT LEGEND

| SYM | COMMON NAME | BOTANICAL NAME | PLANTING SIZE | MATURITY SIZE |
|---------------------|----------------------|---|---------------|-----------------|
| SHRUBS | | | | |
| ⊗ | Carefree Beauty Rose | Rosa 'Carefree Beauty' | 5 gallon | 5'T x 5'W |
| ○ | Baltic Ivy | Hedera helix 'Baltica' | 1 gallon | 1'T x Spreading |
| ⊙ | Gold Flame Spiraea | Spiraea japonica 'Gold Flame' | 2 gallon | 3'T x 3'W |
| ✱ | Dwarf Fountain Grass | Pennisetum alopecuroides 'Hameln' | 2 gallon | 1'T x 1'W |
| ⊕ | Winter Gem Boxwood | Buxus microphylla japonica 'Winter Gem' | 2 gallon | 4'T x 4'W |
| GROUND COVER | | | | |
| ▨ | Sodded Lawn | | | |
| TREES | | | | |
| SYMBOL | COMMON NAME | BOTANICAL NAME | SIZE | |
| ○ | American Sweetgum | Liquidambar styraciflua | 3" CALIPER | 50'T x 40'W |
| ⊙ | American Linden | Tilia americana | 3" CALIPER | 40'T x 30'W |

GENERAL NOTES

ALL PLANTING BEDS SHALL RECEIVE A 3" DEPTH OF ORGANIC MULCH.

THE SITE WILL BE MAINTAINED THROUGHOUT THE YEAR BY PROFESSIONAL LANDSCAPE MAINTENANCE CREW. SUCH MAINTENANCE SHALL INCLUDE BUT WILL NOT BE LIMITED TO WEEKLY MOWING AND TRIMMING OF THE TURF, REGULAR FERTILIZATION, ANNUAL TREE AND SHRUB PRUNING, WEEDING AND TRASH OR DEBRIS REMOVAL.

FINISH GRADES FOR LANDSCAPE AREAS TO BE SMOOTH AND EVEN GRADIENTS WITH POSITIVE DRAINAGE IN ACCORDANCE WITH SITE GRADING PLAN. SLOPES FOR TURF AREAS SHALL NOT EXCEED 4:1.

ALL PLANT MATERIAL SHALL CONFORM TO THE AMERICAN NURSERYMAN STANDARDS FOR TYPE AND SIZE SHOWN. PLANTS WILL BE REJECTED IF NOT IN A SOUND AND HEALTHY CONDITION.

PROTECT LANDSCAPE WORK AND MATERIALS FROM DAMAGE DUE TO LANDSCAPE OPERATIONS, OPERATIONS BY OTHER CONTRACTORS AND TRADES, AND TRESPASSERS. MAINTAIN PROTECTION DURING INSTALLATION AND MAINTENANCE PERIODS. TREAT, REPAIR, OR REPLACE DAMAGED LANDSCAPE WORK AS DIRECTED.

CONTRACTOR IS RESPONSIBLE TO VERIFY ALL QUANTITIES PROVIDED ON ALL PLANS. IF QUANTITIES LISTED DO NOT CORRELATE WITH WHAT IS SHOWN ON THE PLAN, THE QUANTITIES SHOWN ON THE PLAN SHALL GOVERN. THIS INCLUDES BUT IS NOT LIMITED TO TREE, SHRUB, ROCK, TOPSOIL, MULCH, SEED OR SOD, EDGING, AND DRIP LINE QUANTITIES.

KEYED NOTES

- CURB ZONE: 18" INCLUDING CURB; RED (MEDIUM #46 IRONSPOT) ENDICOTT BRICK DRY LAID PAVERS, DOUBLE SOLDIER COURSE. MASONRY CENTER, 375-1362. RE: L2.3-10, 14
- HISTORIC STREET LIGHT
- PEDESTRIAN ZONE: RED BRICK DRY LAID PAVERS, HERINGBONE PATTERN
- TREE GRATE AND FRAME. URBAN ACCESSORIES KIVA, 6" SQUARE
- PEDESTRIAN ZONE: 8" MODULAR SCORED CONCRETE.
- SIGHT TRIANGLE 50' X 40'
- PLAZA SEATING
- 3FORM LIGHT BUFFER WALLS
- MIXED COLORED CONCRETE
- CAPITOL BOULEVARD PLANTER + FENCE
- CONTOURED PLANTER
- COTTON WOOD ART SCULPTURE
- EXISTING TREES TO BE REMOVED
- GREEN SCREEN

IRRIGATION STATEMENT


THIS DESIGN AS SHOWN IS INTENDED TO BE PERMANENTLY IRRIGATED BY MEANS OF AN AUTOMATIC IRRIGATION SYSTEM COMPOSED OF OVERHEAD SPRAY AND LOW-VOLUME DRIP LINE. THE SYSTEM SHALL BE CONTROLLED WITH AN PROGRAMMABLE IRRIGATION CONTROLLER, CAPABLE OF ADJUSTING FOR CLIMATIC VARIANCES. ONE POINT OF CONNECTION SHALL BE MADE AND FITTED WITH A BACKFLOW PREVENTER.

**PRELIMINARY
NOT FOR
CONSTRUCTION**

KYLE D. BEMLY, LANDSCAPE ARCHITECT
200 BROAD STREET
BOISE, IDAHO
PHONE: 208-343-4635 FAX: 208-343-1888

BOISE, IDAHO
200 BROAD STREET
BOISE, ID 83702
(208) 343-4635 • FAX (208) 343-1668
www.cshqa.com

**INN AT 500 CAPITOL
500 CAPITOL**



**DESIGN
REVIEW**

| | |
|---------------------|-----------------|
| PROJECT 14215.00 | DATE 3/10/15 |
| DRAWN EWA | CHECKED KDH |

REVISED

SHEET TITLE
**LANDSCAPE
PLAN**

SHEET
L2.1
ORIGINAL SHEET SIZE
24" x 36"