

**FLOOR PLAN GENERAL NOTES**

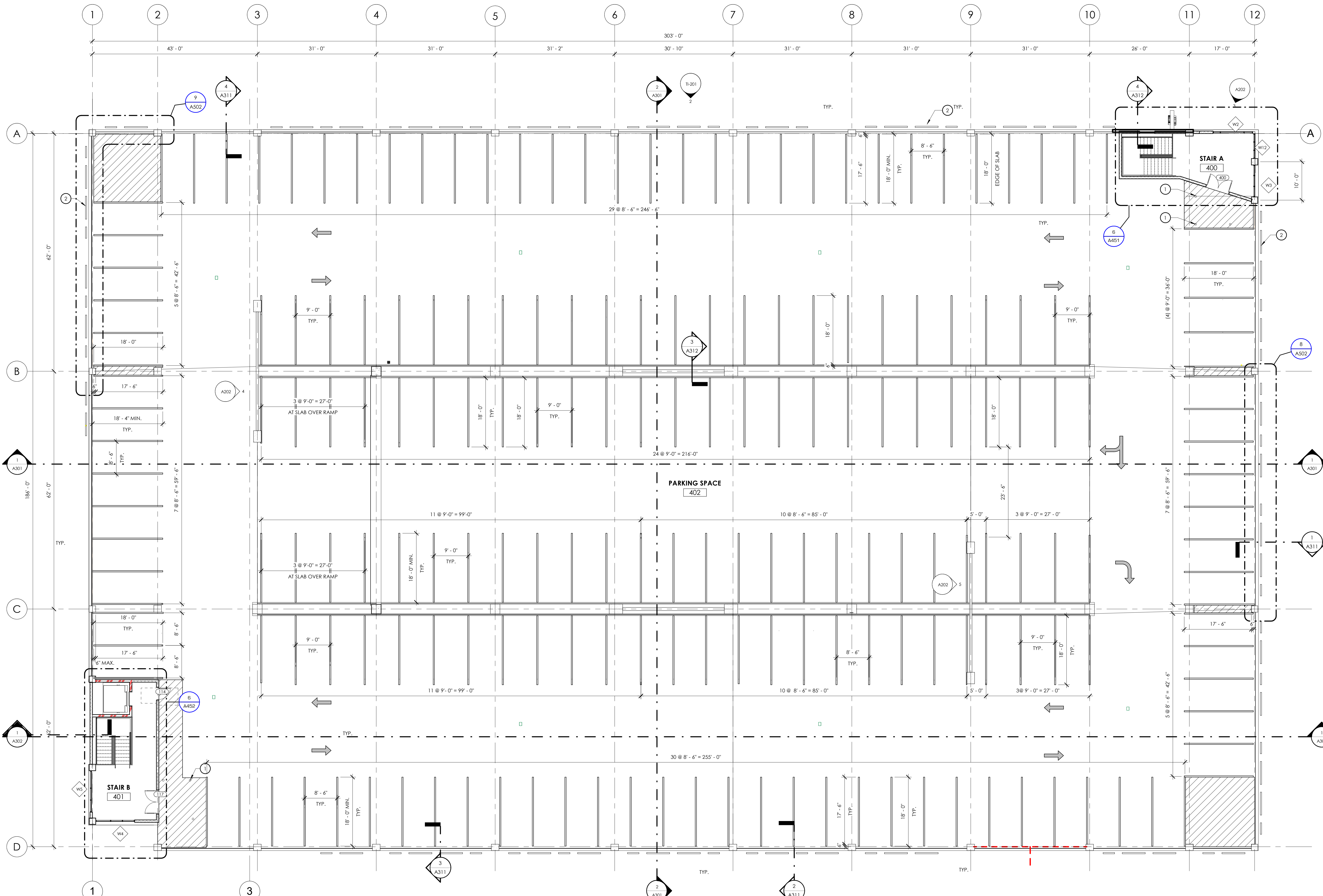
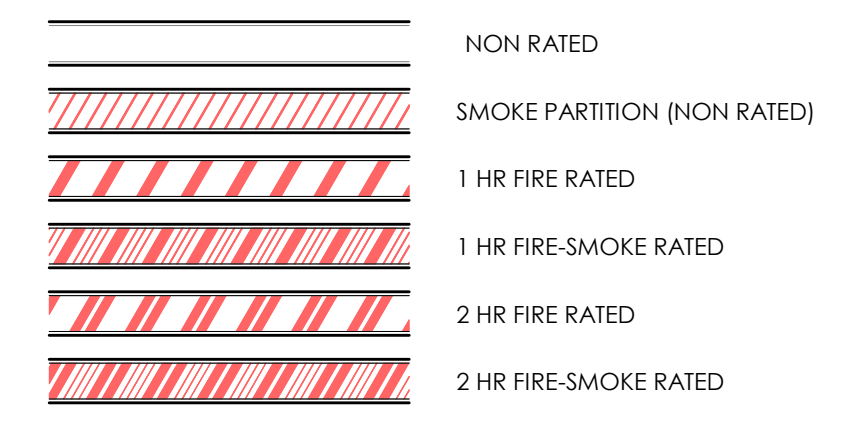
- DRAWINGS & SPECIFICATIONS ARE COMPLEMENTARY COMPONENTS OF THE CONTRACT DOCUMENTS. REVIEW ALL DRAWINGS AND SPECIFICATIONS FOR THE COMPLETE SCOPE OF WORK. NOTIFY ARCHITECT IMMEDIATELY FOR CLARIFICATION IF INCONSISTENCIES, CONTRADICTIONS OR OMISSIONS ARE DISCOVERED.
- DO NOT SCALE DRAWINGS. IF DIMENSIONAL INFORMATION IS REQUIRED & NOT PROVIDED, NOTIFY ARCHITECT IMMEDIATELY FOR CLARIFICATION BEFORE PROCEEDING WITH CONSTRUCTION.
- ALL DIMENSIONS ARE TO COLUMN CENTERLINES, TO GRIDLINES OR TO FACE OF FRAMING UNLESS NOTED OTHERWISE.
- UNLESS NOTED OTHERWISE CLEAR DIMENSIONS INDICATE DIMENSION BETWEEN FINISHES.
- CONTRACTOR SHALL NOTIFY THE ARCHITECT OF DISCREPANCIES IN THE DOCUMENTS, AND OF ANY FIELD CONDITIONS THAT DEVIATE FROM THE DOCUMENTS.
- THE ARCHITECT'S APPROVAL MUST BE OBTAINED FOR ANY DEVIATIONS FROM THE CONSTRUCTION DOCUMENTS, INCLUDING BUT NOT LIMITED TO CHANGES IN DIMENSIONS, DESIGN, MATERIALS, PRODUCTS, AND FINISHES. IN NO CASE MAY THE CONTRACTOR MAKE THESE CHANGES WITHOUT THE APPROVAL OF THE ARCHITECT.
- SHOP DRAWINGS AND OTHER SUBMITTALS ARE TO BE PRESENTED TO THE ARCHITECT FOR REVIEW PRIOR TO EXECUTION OF WORK. ALLOW APPROPRIATE TIME FOR REVIEW.
- SEE DOOR AND WINDOW SCHEDULES FOR SIZES, TYPES, AND FINISHES. HARDWARE, ETC.
- FOR BUILDING CODE REQUIREMENTS OR FIRE/SMOKE REQUIREMENTS, SEE 'C' SHEETS.
- ALL FIRE RATED WALLS TO BE LABELED AS FIRE RATED. LABEL TO BE PLACED ABOVE CEILING LINE.
- SEE WALL TYPE CONSTRUCTION DETAILS ON SHEET A611 AND ADDITIONAL DETAILS ON SHEETS A612 AND A613 FOR WALL TERMINATIONS, ETC.
- HINGE SIDE OF DOORS ARE LOCATED 4" FROM ADJACENT WALL UNLESS NOTED OTHERWISE.
- ANY COLUMN FURRING TO BE TIGHT TO COLUMN UNDO.
- ALL CONSTRUCTION SHALL CONFORM TO AND STRICTLY COMPLY WITH ALL APPLICABLE CODES, COVENANTS, RESTRICTIONS, AND OTHER REQUIREMENTS OF THE AUTHORITY HAVING JURISDICTION OVER THE PROJECT.
- IN NO EVENT SHALL THE CONTRACTOR SUBMIT A STANDARD CONSTRUCTION DETAIL FOR A DETAIL SPECIFIED IN THESE DOCUMENTS WITHOUT THE APPROVAL IN WRITING FROM THE ARCHITECT. THE CONTRACTOR SHALL BRING ALL WORK INTO CONFORMITY WITH THE CONSTRUCTION DOCUMENTS, AS THE ARCHITECT ORDERS, BEFORE APPROVAL OF THAT PORTION OF THE PROJECT WILL BE GRANTED.
- BRACE ALL CEILINGS AND NON-LOAD BEARING WALLS AS REQUIRED.
- CONTRACTOR TO COORDINATE ALL FLOOR PENETRATIONS WITH ALL TRADES. ALL PENETRATIONS ARE TO BE 2-HOUR FIRE STOPPED.
- COORDINATE WITH ELECTRICAL DRAWINGS FOR POWER, DATA, AND OTHER SYSTEM LOCATIONS AND REQUIREMENTS.
- THE FURNITURE AND OTHER F.F.E. SHOWN ON DRAWINGS IS SCHEMATIC AND IS ONLY TO BE USED FOR REFERENCE ONLY. THE CONTRACTOR SHALL COORDINATE THE FINAL LOCATION OF ELECTRICAL OUTLETS AND OTHER NEEDS WITH THE OWNER AND ARCHITECT, PRIOR TO INSTALLATION.
- THE ELEVATOR AND SHAFT SHOWN IN DOCUMENTS IS BASED ON THE HYDENSEKRUPP SYNNESS MRL 3500H HYDRAULIC ELEVATOR. SHAFT AND PIT DIMENSIONS SHALL BE COORDINATED WITH THE EXACT MAKE AND MODEL OF THE ELEVATOR BY THE GENERAL CONTRACTOR.

**SHEET NOTES**

NOTE: THESE NOTES APPLY TO THIS SHEET ONLY.

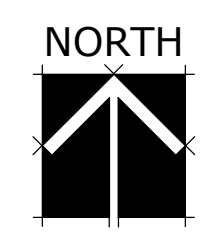
- BOLLARDS - SEE DETAIL 2/ASA501
- PERFORATED ALUMINUM PANEL

**FIRE RATING LEGEND**



TOTAL PARKING SPACES = 191

1 FLOOR PLAN - LEVEL 4  
3/22/16



stamp: babcock design group

sheet title: LEVEL 4 FLOOR PLAN

sheet number: A142

project number: PERMIT SET

project status: PERMIT SET

date: JULY 14, 2016

description: PARCEL B PARKING STRUCTURE

client: GARDNER COMPANY

address: FRONT STREET AND 13TH STREET BOISE, ID 83702

www.babcockdesign.com

800 West Main Street Suite 940, Boise Idaho 83702 P: 208-424-7675