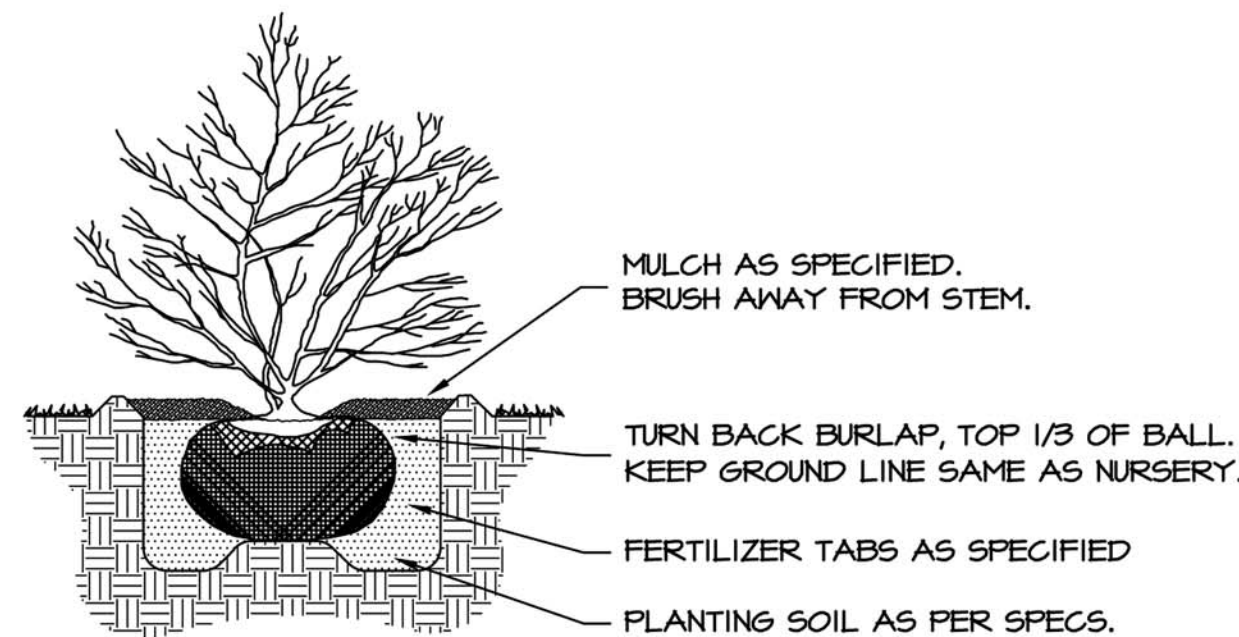


NOTES:
1. REMOVE ALL TWINE, ROPE, OR BINDINGS FROM ALL TRUNKS.
2. REMOVE BURLAP AND WIRE BASKETS FROM THE TOP 1/3 OF ALL ROOT BALLS AFTER PLANTING.
3. IF SYNTHETIC WRAP/BURLAP IS USED, IT MUST BE COMPLETELY REMOVED.

1 TREE PLANTING/STAKING

NOT TO SCALE




NOTE: DIG HOLE TWICE THE SIZE OF ROOTBALL.

2 SHRUB PLANTING

NOT TO SCALE

PLANT PALETTE

SYM	COMMON NAME	BOTANICAL NAME	SIZE
EVERGREEN TREES			
	BOSNIAN PINE	PINUS LEUCODERMIS	6-8' HT B&B
	KARL FUCHS HIMALAYAN CEDAR	CEDRUS DEODARA 'KARL FUCHS'	6-8' HT B&B
	BRUNG HONEYLOCUST	PICEA OMORICA 'BRUNS'	6-8' HT B&B
	SKY HIGH JUNIPER	JUNIPERUS SCOPULORUM 'BAILIGH'	6-8' HT B&B
	KEEPING WHITE SPRUCE	PICEA GLAUCA 'FENDULA'	6-8' HT B&B
SHADE/STREET TREES (CLASS II)			
	AUTUMN PURPLE ASH	FRAXINUS AMERICANA 'AUTUMN PURPLE'	2" CAL B&B
	SKYLINE HONEYLOCUST	GLEDITSIA TRIACANTHOS INERMIS 'SKYCOLE'	2" CAL B&B
	TULIP TREE	LIRODENDRON TULIPIFERA	2" CAL B&B
ORNAMENTAL TREES (CLASS I)			
	JACK PEAR	PYRUS CALLERYANA 'JACZAM'	2" CAL B&B
	HOTWINGS MAPLE	ACER TATARICUM 'GARANN'	2" CAL B&B
	IVORY SILK JAPANESE TREE LILAC	SYRINGA RETICULATA 'IVORY SILK'	2" CAL B&B
SHRUBS/ORNAMENTAL GRASSES/PERENNIALS			
	ARIZONA SUN GAILLARDIA	GAILLARDIA x 'ARIZONA SUN'	1 GAL
	BLACK EYED SUSAN	RUDBECKIA FULGIDA 'GOLDSTRUM'	1 GAL
	BLUE GRAMMA GRASS	BOUTELOUA GRACILIS 'BLONDE AMBITION'	1 GAL
	BLUE OAT GRASS	HELIOTRICHON SEMPERVIRENS	1 GAL
	BLUE RUG JUNIPER	JUNIPERUS HORIZONTALIS 'WILTONI'	3 GAL
	RED FLOWER CARPET ROSE	ROSA 'FLOWER CARPET- NOARE'	2 GAL
	DARTS GOLD NINEBARK	PHYSOCARPUS OPULIFOLIUS 'DART'S GOLD'	5 GAL
	STELLA DE ORO DAYLILLY	HEMEROCALLIS 'STELLA D'ORO'	1 GAL
	FINE LINE BUCKTHORN	RHAMNUS FRAGULA 'RON WILLIAMS'	5 GAL
	GRO-LINE SUMAC	RHUS AROMATICA 'GRO-LINE'	5 GAL
	HUSKER RED PENSTEMON	PENSTEMON DIGITALIS 'HUSKER RED'	1 GAL
	IVORY HALO DOGWOOD	CORNUS ALBA 'BAILHALO'	5 GAL
	KARL FOERSTER REED GRASS	CALAMAGROSTIS ARUNDINACEA 'K.F.'	1 GAL
	LITTLE DEVIL NINEBARK	PHYSOCARPUS OPULIFOLIUS 'DONNA MAY'	3 GAL
	HIDCOTE BLUE ENGLISH LAVENDER	LAVANDULA ANGUSTIFOLIA 'HIDCOTE BLUE'	1 GAL
	IVORY TOWER YUCCA	YUCCA FILAMENTOSA 'IVORY TOWER'	3 GAL
	MOUNTAIN FLAME ICE PLANT	DELOSPERMA x PINKGO2S	1 GAL
	MAIDEN GRASS	MISCANTHUS SINENSIS 'GRACILLIMUS'	1 GAL
	BRAKELIGHTS RED YUCCA	HESPERALOE PARVIFLORA 'PERFA'	3 GAL
	PURPLE EMPEROR STONECROP	SEDUM x 'PURPLE EMPEROR'	1 GAL
	SUMMERWINE NINEBARK	PHYSOCARPUS OPULIFOLIA 'SEWARD'	5 GAL
	TIGER EYE SUMAC	RHUS TYPHINA 'BALTIGER'	5 GAL



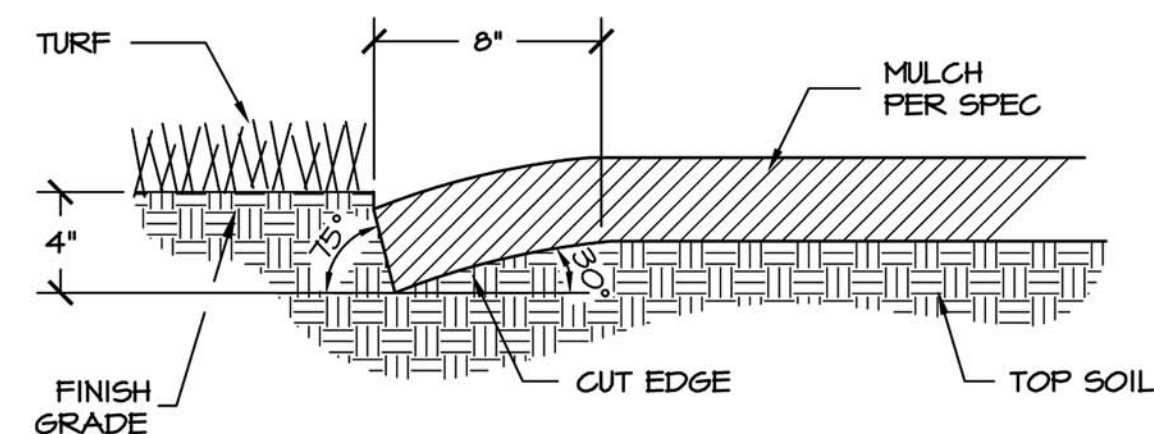
LAWN

NOTES

- ALL LANDSCAPE SHALL BE INSTALLED IN ACCORDANCE WITH THE CITY OF BOISE ORDINANCE REQUIREMENTS.
- ALL PLANTING AREAS TO BE WATERED WITH AN AUTOMATIC UNDERGROUND IRRIGATION SYSTEM.
- TREES SHALL NOT BE PLANTED WITHIN THE 10-FOOT CLEAR ZONE OF ALL ACHD STORM DRAIN PIPE, STRUCTURES, OR FACILITIES. SEEPAGE BEDS MUST BE PROTECTED FROM ANY AND ALL CONTAMINATION DURING THE CONSTRUCTION AND INSTALLATION OF THE LANDSCAPE IRRIGATION SYSTEM. ALL SHRUBS PLANTED OVER OR ADJACENT TO SEEPAGE BEDS TO HAVE A ROOT BALL THAT DOES NOT EXCEED 18" IN DIAMETER. NO LAWN SOD TO BE PLACED OVER DRAINAGE SHALE SAND WINDOWS.
- NO TREES SHALL IMPEDE THE 20' x 10' VISION TRIANGLES AT PARKING LOT ENTRANCE. NO CONIFEROUS TREES OR SHRUBS OVER 3' HIGH AT MATURITY WILL BE LOCATED WITHIN VISION TRIANGLE OR ACHD ROW. AS TREES MATURE, THE OWNER SHALL BE RESPONSIBLE FOR PRUNING TREE CANOPIES TO MEET ACHD REQUIREMENTS FOR MAINTAINING CLEAR VISIBILITY WITHIN 20' x 10' STREET AND DEPARTURE VISION TRIANGLE.
- PLANT LIST IS REPRESENTATIVE AND SUBJECT TO ADDITIONS AND/OR SUBSTITUTIONS OF SIMILAR SPECIES THAT ARE SUBJECT TO CITY FORESTER'S PRE-APPROVAL. PLANTING BED DESIGN AND QUANTITIES MAY BE ALTERED DURING FINAL PLAT LANDSCAPE PLAN DESIGN. BURLAP AND WIRE BASKETS TO BE REMOVED FROM ROOT BALL AS MUCH AS POSSIBLE, AT LEAST HALFWAY DOWN THE BALL OF THE TREE. ALL NYLON ROPES TO BE COMPLETELY REMOVED FROM TREES.
- EXISTING EVERGREEN TREES IN THE NORTHWEST CORNER OF SITE TO BE REMOVED.
- BIKE RACKS: SITE TO HAVE FIVE (5) BIKE RACKS ACCOMMODATING A TOTAL OF TEN (10) BIKES. PROVIDE AND INSTALL FIVE (5) HOOP RACK SURFACE MOUNTING BY BELSON OUTDOORS (WWW.BELSON.COM) OR APPROVED EQUAL. OWNER APPROVED PONDERCOAT COLOR TO MATCH ARCHITECTURE. LOCATION PER PLAN.

LANDSCAPE CALCULATIONS

LOCATION	LENGTH	REQUIRED TREES	PROVIDED TREES
OVERLAND RD.	150' / 40' =	4	4



3 PLANTER CUT BED EDGE

NOT TO SCALE

Issue Description	Date
ISSUE	2-12-19



Site Planning
Landscape Architecture
1509 S. Tyrell Ln. Ste. 130
Boise, Idaho 83702
Ph. (208) 343-7175
Fax (208) 343-7178
e-mail jba@jensenbelts.com

4620 OVERLAND RESTAURANT

DESIGN REVIEW LANDSCAPE PLAN

BOISE, ID

Job Number 1911

Drawn JUN
Checked KCS
Scale AS SHOWN

Sheet Title
LANDSCAPE PLAN

Sheet Number

L1.1

Of 1 Sheets